


LOGIN INSTRUCTIONS

CLAIM YOUR STUDENT ACCOUNT AND RESET YOUR PASSWORD

Parents/guardians will receive an email from Empower Illinois with steps to claim their account and reset their password in order to access the application in the new EmpowerXChange student portal.

STEP 1: CLAIM YOUR ACCOUNT FOR STUDENTS

Click on the link provided in this email, and you will be directed to Claim Your Account for the new Student Portal. Enter your email address.




Once you enter your email address, you will receive an additional email from Empower Illinois to finish claiming your account, setting your password, and logging in.

to finish

STEP 2: FINISH CLAIMING YOUR ACCOUNT TO LOGIN


A. Go to your inbox and open the second email, and click on "Claim Account".



When you click on Claim Account, you will be directed to Reset Your Password on the portal page.

B. Type in a new password and confirm.





Facebook.com/dabbler



Twitter.com/dabbler



LinkedIn.com/dabbler



Instagram.com/dabbler